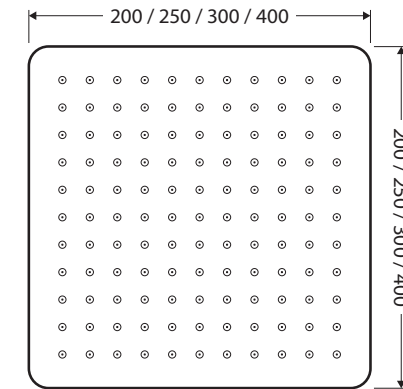


Slice Square



SHOWER HEAD

Features

- Overhead rain shower
- 2 mm super thin profile
- Polished mirror finish
- Made from stainless steel
- Brass swivel joint
- Female ½" BSP inlet
- **WELS 3 Star rated, 9L/min**



Available in

- | | |
|---|---|
|  |  |
| 200 mm
411116 | 250 mm
411127 |
|  |  |
| 300 mm
411120 | 400 mm
411128 |

Cleaning & Care

- Regularly clean with mild soapy water using a microfibre cloth.
- In highly polluted or coastal locations, we recommend cleaning 2-3 times per week.
- Do not use harsh detergents, bleach, cream cleaners or citrus based cleaners. These substances are abrasive and will damage the surface.
- Do not use undue pressure and wipe in one direction only.



While we aim to ensure specifications are correct at the time of publication, Fienza reserves the right to make modifications without prior notice. Physical colour may vary from image shown. All measurements are shown in millimetres. Always use physical product measurements for mark-ups and roughing-in as the technical drawing may differ from actual product received.