

Warranties

Domestic Warranty Periods: Applies to domestic uses and applications of Fienza® products, such as private residential dwellings and retirement villages.

Commercial Warranty Periods: Applies to commercial uses and applications of Fienza® products, including, but not limited to: restaurants; hotels; hospitals and healthcare facilities; public amenities; and commercial premises.

Product Component	Residential	Commercial
LED Mirrors	5 years replacement parts or product, 1 year labour	1 year replacement parts or product, 1 year labour
Spare Parts	1 year replacement parts or product	1 year replacement parts or product

Note: Does not include labour.

Australian Consumer Law

Our products include guarantees that cannot be excluded under the Australian Consumer Law. You are entitled to a replacement or refund for a major failure upon inspection by an authorised representative where a product is found to be defective in construction, material or assembly. You are also entitled to have the goods repaired or replaced if the goods fail to be of acceptable quality and the failure does not amount to a major failure, free of charge.

Warranty Conditions

- Installation has been carried out by a licensed tradesperson in accordance with all applicable Building, Plumbing and Electrical codes, and Federal, State, or Local Government Regulations in accordance with AS/NZS 3500 Plumbing & Drainage, AS/NZS 6400 Water Efficient Products, and AS/NZS 3000 Electrical standards for any installations to which these standards apply.
- All maintenance and adjustments to the product after the installation have been carried out by a licensed tradesperson.
- All care and cleaning instructions have been adhered to as prescribed.
- All goods of substandard quality manufacture (excluding imperfections permitted within AS1976 - Vitreous China used in Sanitary Applications) will be credited or replaced by Fienza when advised within the warranty period, subject to prior inspection and agreement.
- Proof of purchase is required for warranty claims.

Warranty Limitations

To the extent permitted under the Trade Practices Act and other relevant legislation, Fienza's liability is limited to: the cost of replacing the goods; or, the cost of obtaining equivalent goods; or, the cost of having the goods repaired. Fienza is not responsible for any lack of operation or performance of goods (or any loss or damage) where goods are used or adapted for use with other goods not supplied by Fienza. It is the responsibility of the customer and installer before installation to ensure that all components are correct and free of obvious visible faults. Fienza is not responsible for the labour and rectification costs incurred in this circumstance.

Conditions for On-Site Warranty Service Calls

Fienza will charge a service fee for each visit to an installation by its technician where it is determined that the fault is due to poorly executed or unlicensed installation work or where the product is not a genuine Fienza product or where the product is outside the warranty period. This may be paid in advance by credit card over the phone to a Fienza technician attending the site and will be refunded if the Fienza product is found to be at fault.

PLEASE LEAVE THIS MANUAL WITH THE END USER

For warranty support, please contact Fienza

15 Walter Cres, Lawnton QLD 4501 | PO Box 5381, Brendale QLD 4500

P 07 3490 6700 F 07 3490 6719 E help@fienza.com.au ABN 76 136 411 311

fienza®

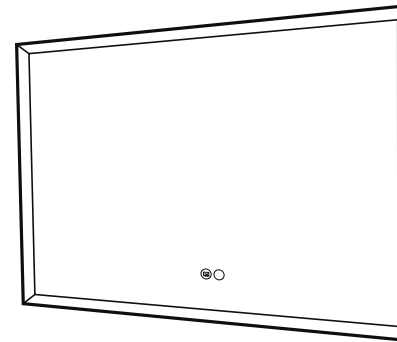
Updated: 24/07/2023

fienza®

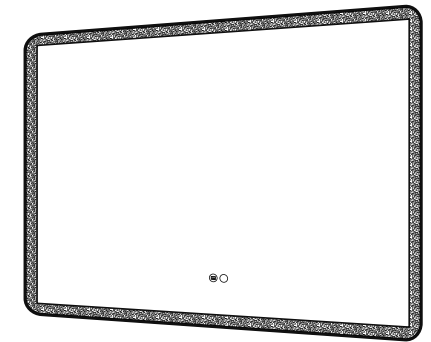
INSTALLATION GUIDE

LED

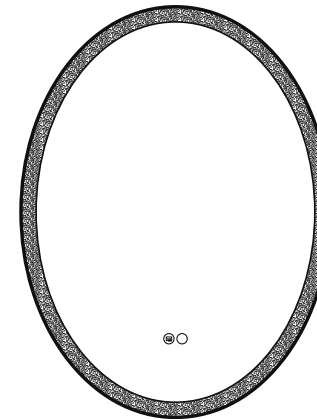
MIRRORS



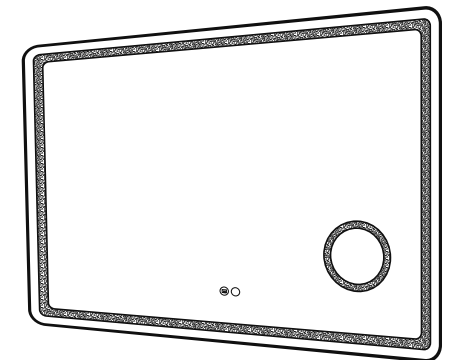
HAMPTON



LUCIANA



ANTONIA



DEEJAY

BEFORE INSTALLATION: CHECK ALL PARTS OF PRODUCT THOROUGHLY. INSTALLATION IS ACCEPTANCE OF GOODS AND WILL VOID WARRANTY. MIRRORS ARE FRAGILE. TAKE EXTRA CARE WHILE TRANSPORTING AND HANDLING GOODS.

LED Mirrors

	Item Code	Overall Size
HAMPTON	LED01-90	900 (w) x 700 (h) mm
	LED01-120	1200 (w) x 700 (h) mm
ANTONIA	LED03	600 (w) x 800 (h) mm
LUCIANA	LED02-90	900 (w) x 700 (h) mm
	LED02-120	1200 (w) x 700 (h) mm
	LED02-140	1400 (w) x 700 (h) mm
DEEJAY	LED04-70	700 (w) x 700 (h) mm
	LED04-90	900 (w) x 700 (h) mm
	LED04-120	1200 (w) x 700 (h) mm
	LED04-140	1400 (w) x 700 (h) mm

Features & Specifications

- Changeable colour temperature (3000, 4000 or 6000K)
- Built-in demister
- Illuminating touch sensors for light and demister
- 5mm thick glass mirror
- Includes wall mounting screws and anchor plugs
- 220-240V AC 50/60Hz
- IP44 rating
- **DEEJAY only:** circular magnifying mirror

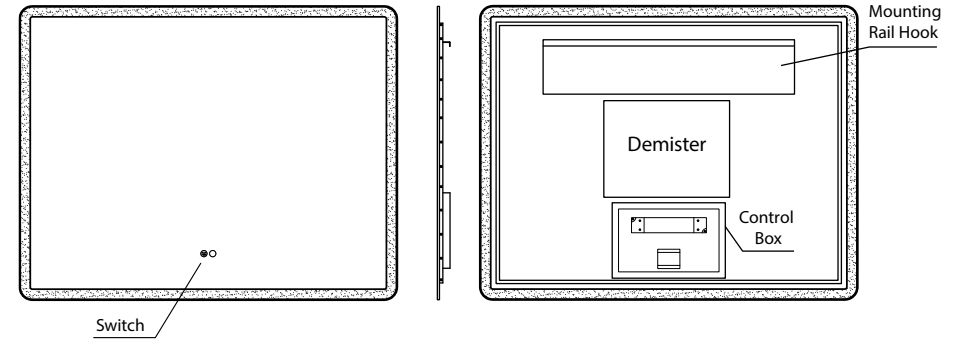
Please refer to fienza.com.au for the latest product specifications before installing.

Cleaning & Care

Do not leave the mirror on for prolonged period. Please clean mirror surface with a mixture of 30% isopropyl alcohol and 70% water and use a soft micro-fibre cloth/chamois: Dry off the mirror edges. Wipe off all water spillages immediately. Please use a soft micro-fibre cloth/chamois and warm water Mirror and Shaving Cabinet: Concrete and Aluminium Frames: *Do not use any abrasives, acidic or alkaline based solvents/cleaners. Avoid sharp objects and keep heat and hot objects away from all surfaces of Remer Products.

BEFORE INSTALLATION: CHECK ALL PARTS OF PRODUCT THOROUGHLY. INSTALLATION IS ACCEPTANCE OF GOODS AND WILL VOID WARRANTY. MIRRORS ARE FRAGILE. TAKE EXTRA CARE WHILE TRANSPORTING AND HANDLING GOODS.

Mirror Components



Installation

Mirrors must be installed by a licensed electrician in accordance with local regulations. Ensure mains power has been turned off before installation. Do not install within 1.2 metres of direct wet area contact (e.g. bath or open shower).

NOTE: Mounting screws and anchor plugs are included. It is recommended that the mirror is installed onto a flat uniform wall, and must be screwed into studs or suitable anchors.

Warning

- Please read the instructions carefully before installing the product and ensure this document is kept with the product for future reference to ensure product longevity and in the interest of safety.
- If any modification is made, it will invalidate the warranty and may render the product unsafe.
- This product is designed for installation into a drywall, if mounting onto other substrate ensure appropriate fixing and batons (if required) are used and the load bearing of the wall is sufficient.
- This product is IP44 rated and suitable for installation in Zones 2 and outside Zones 0 & 1 according to the wiring rules.
- It is not suitable for use in saunas, steam rooms and shower cubicles.
- Appropriate circuit protection should be available for the products.
- Take suitable precautions when handling products.
- Do not install and/or use if product is broken or unsafe.
- Always switch off the electrical supply at the mains during installation and maintenance.
- The light source contained in this luminaire shall only be replaced by the manufacturer or his service agent or a similar qualified person.
- If the external flexible cable or cord of this luminaire is damaged, it shall be exclusively replaced by the manufacturer or his service agent or a similar qualified person in order to avoid a hazard.

Operation

LED Light ON/OFF: Touch the round circle quickly once to activate and deactivate.


Dimming: Hold your finger on the round circle for three seconds.

Colour temperature change: Touch the round circle twice in quick succession to switch between 3000K, 4000K or 6000K.

Demister ON/OFF: Touch the round demister circle quickly once to activate and deactivate.



DEMISTER



LED